

MORGAN★OLSON.

ADVANTAGES AND OPTIONS

FLEET BUYERS GUIDE



THE OFFICIAL WALK-IN VAN
of the NATIONAL WALK-IN VAN DRIVING CHAMPIONSHIPS



WALK-IN VAN BODY SOLUTIONS

WWW.MORGANOLSON.COM



Our Portfolio Grows Everyday
Add **your work truck** to our Wall of Fame



WHY THIS GUIDE?

Whether you're a veteran fleet manager or considering us for your first work truck, this buyers guide delivers the goods (*just like our trucks*).

Inside this edition, you'll find years of valuable ideas, insights and experience and gain a better understanding why North America's most successful delivery fleets trust Morgan Olson work trucks for delivering **quality on time...everytime.**



YOU DESERVE A WALK-IN VAN THAT WORKS AS HARD AS YOU DO



HELPFUL TIPS + POPULAR OPTIONS WORTH CONSIDERING FOR YOUR NEW WALK-IN VAN...

- DO YOU NEED A BULKHEAD/PARTITION BETWEEN THE CAB AND CARGO AREA?
- WHAT TYPE OF REAR DOORS DO YOU NEED?
- WILL YOU BE BACKING UP TO A DOCK? WHAT TYPE OF REAR BUMPER? WOULD A LIFT GATE HELP WITH YOUR APPLICATION?
- HAVE YOU CONSIDERED A SAFETY BACK-UP CAMERA OR SONAR SYSTEM?
- WILL YOU NEED ADDITIONAL CAB OR CARGO VENTING?
IS AIR CONDITIONING AVAILABLE?

→ WHAT KIND OF OPTIONAL CAB EQUIPMENT DO YOU NEED? THINK OF YOUR CAR COMFORTS...HAVE YOU FOUND A DRINK HOLDER TO BE HANDY? MOST ALL WALK-IN VANS ARE AN OFFICE ON WHEELS...CAB WORK TABLES, DOCUMENT HOLDERS, 12 V CHARGING STATIONS...EVEN FIRST AID KITS. OUR SAFETY TREAD PROVIDES ADDED TRACTION FOR DRIVERS

→ WOULD YOU LIKE ENHANCED SEATING WITH LUMBAR SUPPORT, ARM RESTS OR PREMIUM SEAT COVERINGS?
WILL YOU NEED PASSENGER SEATING?

→ WHAT COLOR PAINT OR DECAL WORK WILL FINISH YOUR TRUCK? BUMPER AND WHEEL RIM COLORS...

→ ARE THERE ANY CRITICAL CARGO DIMENSIONS? SPECIFIC LENGTHS TO CARRY CERTAIN PRODUCTS OR EQUIPMENT...HOW MUCH PAYLOAD DO YOU NEED?

DID YOU KNOW...
MORGAN OLSON HAS AN ENTIRE DEPARTMENT OF ENGINEERS IMPROVING OUR CUSTOMERS DELIVERY SOLUTIONS...WE'RE HERE TO HELP YOUR BUSINESS TOO!

Specialty Vehicles

We Specialize in Customized Cargo Solutions



The Amazon Delivery Solution

When one truck turns to four more trucks...and then a fleet, you know the walk-in van delivery solution delivered a more profitable delivery solution. That's exactly what our friends at Amazon Fresh found when Morgan Olson addressed their delivery needs and develop a complete delivery solution. This forward thinking company has embraced the walk-in van and you'll be seeing more Amazon Fresh walk-in vans in the near future! Go Amazon Fresh!!!



Beyond the Cargo Area

Our custom-made cart systems provide a viable interface between your walk-in van and main distribution hubs throughout the U.S.A.

This specific cart system fits over the wheel well and is pre-loaded for more efficient grocery turn around times.



Utilities and Telecoms

Major cities throughout the country rely on the durability and dependability of the Morgan Olson walk-in van. Combine the massive payload with built in driver safety of "Cab-to-Cargo" & "Cargo-to-Cub" and it's easy to see why power companies choose the Morgan Olson walk-in van.



Food Delivery

Easy to clean shelving



The Bread & Coffee Truck

Adjustable stiffeners provide a flexible cargo area to adjust as your company grows and your products change.



The Beverage Delivery Solution

Distribution companies of Keg beer, unique sized beverage bottles as well as good Ole Cola soft drinks are finding that the walk-in van are pallet loadable with dock height floors plus have built in added security over curtain-side panel trucks. Couple that with a 40% time savings at each pick up and delivery location (see the time study at www.morganolson.com) and it won't take long for your Morgan Olson walk-in van to pay for itself.

Get your News on time...every time.

Dock Height floors and pallet loadable with a massive 30,000 lb GVWR.



For more information on Morgan Olson Specialty Walk-in Van details visit our website www.morganolson.com or call 1.800.659-0430

**MORGAN
OLSON**



The Preferred Walk-In Van of **INDEPENDENT CONTRACTORS**



The Safe Driver Console

Exclusively offered by Morgan Olson, this new cockpit console was design to provide drivers with safe and easy access to driver controls making your fleet safer.

The Route Star Walk-In Van

Package delivery truck bodies have come and gone however one companies bodies have stood the test of time. Morgan Olson has a legacy like no other. From our early years of creating the first all-aluminum, long-life delivery vehicles to the evolution of the "Route Star" Walk-In Van. Morgan Olson's legacy of producing the safest, most durable and dependable walk-in van on the market. Morgan Olson is committed to delivering you quality on time - every time.



Why a Walk-In Van?

Cab to Cargo and Cargo to Curbside provides a safer delivery solution over cargo vans and cab forwards by helping drivers avoid stepping into traffic lanes and improves delivery times by 40%. Now add the massive payload space and GVWR and it becomes clear why the Route Star walk-in van is a dream come true for independant package delivery businesses.

See an independant time study video at www.morganolson.com



Helpful Details...

What are the Fed Ex Ground requirements? Safety items a must. Rear camera, Locking Bulkhead, Jump Seat, Black Bumper & two shelves on boths sides of the cargo area and painted white (see truck above)

Morgan Olson specializes in additional safety items, driver conveniences and efficiency improvement option items.

Who decals these trucks?

Our experienced decal artisans apply customer-provided decals everyday.



Package Delivery Cargo Shelving Solutions

Fixed or Folding? Most contractors have both. You can have it all with a flexible cargo area helping you with delivering oversized packages. Morgan Olson leads the industry with a robust 60 lbs. per linear foot load capacity.



Did you know...

Morgan Olson produces Cargo Van Shelving.

ALL MAKES-ALL MODELS

Order online www.morganolsonparts.com or call 1.800.233-4823



REAR CAMERA

A very popular safety option required to meet FedEx Ground specifications.



SAFETY HANDLE

(See CAB OPTIONS for additional details)



SAFETY TREAD

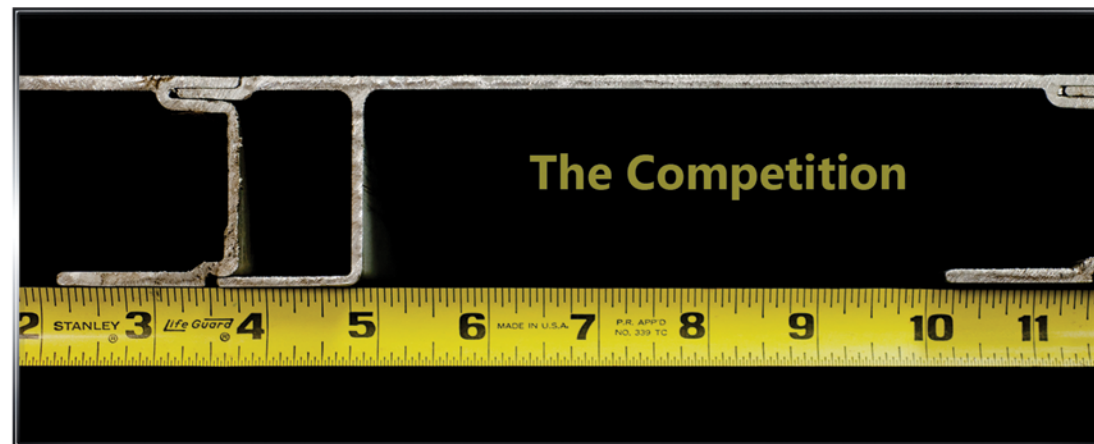

(See CAB OPTIONS for additional details)





"Best in Class" Floor Design

-Cargo Floor Stability & Thicker Mounting points.



MORGAN OLSON WALK-IN VANS STAND THE TEST OF TIME.

Not all Walk-In vans are created equal. Go beyond the quote and see why Morgan Olson Walk-In Van's provide customers with the most durable and dependable long life delivery vehicle on the market today.

DESIGN ADVANTAGES

ANOTHER
**MORGAN
OLSON**
ADVANTAGE

The competition

MORGAN OLSON DESIGN



SEEING IS BELIEVING...

We love putting our product side by side our competition...the more you look, the more you'll see the quality and durability built into every Morgan Olson Walk-in van.



SUPERIOR DESIGN

Notice the reinforced upper transom and bottom sill rugged design with thicker materials.



Superior Body Structure


-Upper Transom 50% THICKER - Bottom Sill 30% THICKER





Durable & Dependable

-Windshield Wiper Assembly System




The **MORGAN OLSON** wiper motor



Reinforced and Strong.
Experienced fleet managers appreciate our attention to details.

See the difference.
Compare our internal systems to the other body companies and you'll start to see **Morgan Olson** gives you a better value.

Go Beyond the Quote...
Morgan Olson Advantages add up when you're looking for a long-life, durable & dependable delivery vehicle solution.





The competitions wiper motor

Morgan Olson's R&D team test ALL our components through vigorous durability testing. We even test our competitors... Which do you think out performed the other?

Better Parts Make Better Trucks.



ANOTHER
MORGAN OLSON
ADVANTAGE



Infinitely Adjustable Sidewall Stiffeners
Quickly and Efficiently Transform your Cargo Area to Fit your Business needs.

Cab Options & Accessories

-Improve Driver Efficiencies & Safety Items

Cab

MORGAN
OLSON

POPULAR OPTIONS



SAFE DRIVER CONSOLE


Exclusively designed by *Morgan Olson* to improve driver's safety by providing improved visibility and access to relevant driver information from this cockpit styled, driver friendly console. A "must have" option for forward thinking businesses and fleets.



AN OFFICE ON WHEELS

Ergonomic conveniences and functional comforts provide drivers with a safer and more productive cab area work environment.

Pictured here: 1) Driver's convenience console w/ cup holder and document holder. 2) Safety grab handles both outside and entry 3) a lockable work table w/ a dual clipboard friendly beveled surface 4) Anti-glare defroster cover to improve visibility from reflections.



Above: The MAGNUM mechanical suspension high back drivers seat



High back vinyl passenger seat w/ wall mounted 3 point seatbelt and SAFETY TREAD steps



Acoustical Matting provides for a quieter cab



Safety Tread entrance steps (highly recommended)



Safety Yellow Grab Rail (fixed) mounted on passenger side toeboard




Auxiliary Cab Heater (mounted under drivers seat)



Auxiliary Air Conditioning (mounted over curbside door)



Fire Extinguisher




Dash Mounted 2-speed Auxiliary Fan (can be mounted in various cab locations)

STAND & DELIVER...

The walk-in van egress provides superior H-line (hip and back) support for drivers repetitive motions during multiple stop delivery routes *plus* improve delivery times by **40%**



Cab



High Back Drivers Seat w/ armrests



Bulkhead Mounted Jumpseat w/ 3 point safety seatbelt



The MAGNUM High Back Mechanical suspension Drivers Seat w/ 3 point safety seatbelt




Removable Passenger Jumpseat w/ seatbelt



American Safety First Aid Kit



18" Rectangular Recessed Dome Light



Acoustical "Sound Deadening" Floor mounted on traverse floor plate




Acoustical Matting on Cab Step Riser and toeboard w/ aluminum diamond plate trim



4" Round Recessed LED Dome Light



Sound Deadening Roof Headliner



Battery Box Protector

**MORGAN
OLSON**



Sound Deadening Material on Bulkhead Panels & Bulkhead Door (cab-side)



Sound Deadening Material below doorless drivers window



Composite Roof Headliner



Dash Mounted Work Station w/ dividers and lockable compartment



Dash Mounted Work Table



Surface Mounted Incandescent Dome Light



Cab & Cargo Smart Vent System

Cargo Area

Various Examples
of Cargo Configurations
and Options

**CUSTOMIZED
CARGO AREAS**

**MORGAN
OLSON**

SELECT FROM THESE ROOF OPTIONS



The Center Skylight
w/ folding cargo shelves and compartments
over the wheel wells



The Full translucent Roof
w/ laundry rails and side storage bins
also featuring E-track.



The Split Skylight
w/ rug rails over the wheel wells and E-track

SOLID & RUGGED

Our standard roof (left w/ ramp) comes solid however Morgan Olson offers various translucent roof configurations to provide natural light into your cargo area.



Cargo Netting
Popular for fast loading and unloading of Laundry




Laundry Cart Cargo Area
Additional compartments over wheel wells



Ergonomically Efficient Storage
Popular with Food & Beverage delivery




Safety Tread walk way
Very Popular Safety Option provides added traction



Food Delivery
Easy to clean cargo walls



The Bread Truck
Adjustable load bars and E-track for various sized bread trays



Morgan Olson's Famous Folding Shelf system with our patented infinitely adjustable sidewall stiffeners

MORE CARGO MORE SOLUTIONS

These are only a few examples of the hundreds of cargo area options and designs we've built over the past 40+ years.

Visit MorganOlson.com for more "best-in-class" cargo area designs and ideas.




CARGO OPTIONS



CARGO OPTIONS

PRODUCT STORAGE

CARGO RESTRAINT



HELPFUL TIP...
If you could
design the perfect truck
what would it have?
We can design your
cargo configuration
& improve your
delivery efficiencies...



EXTERIOR OPTIONS & ACCESSORIES

REAR DOOR CHOICES



Twin 19 inch Door
w/ optional exterior flood lights



Four Piece - Full Open Door



Full Open Roll-up
w/ Max Security Latch



Full Open Roll-up
w/ optional glass



Twin 29 inch Door



Two Piece - Full Open Door



58 inch Roll-up Door
w/ Hi Mount S/T/T lights



Twin 19 inch Door
w/ glass

MIRROR CHOICES



Remote Control Mirror



MORGAN OLSON



Dual Head Mirror
Stainless Steel



Dual Head Mirror
Standard Mirror



Dual Head Mirror
West Coast Heated



Convex Mirror
Stainless Steel



BUMPER & LIFTGATES

MORGAN OLSON

THIEMAN
TAILGATES, INC.

WALTCO


MAXON

TOMMY GATE

BUMPERS, RAMPS & LIFTGATES



Serrated walk ramp



10 inch Grated
w/ dual "D" shaped rubber




9 inch Grated
w/ dual "D" shaped rubber



Perforated walk ramp



9 inch Grated
Steel Bumper



12 inch Steel
three piece bumper w/ grated center insert



12 inch Grated
Shock Mounted Bumper w/ "D" shaped rubber
(see additional angle)



"Best-in-Class" 12 inch Grated Shock Bumper
Shock Mounted Bumper w/ "D" shaped rubber

EXTERIOR OPTIONS



**Passenger Door
Safety Grab Handle**

The M2 Hood

This stylish one-piece fiberglass composite hood adds a distinctive appearance to your walk-in van.

Our Most Popular Option



**ROUTE
STAR**
WALK-IN WORK TRUCK



LOWER RUB RAILS



REAR VIEW BACK-UP CAMERA SYSTEMS



Rear Safety Grab Handle



Type "B" Fender Flare



Rear Cargo Vent



SAFETY SIGHT ROD




EMERGENCY LIGHTING



DRIVER ROLL-UP WINDOW



Passenger side lower glass



Exterior 110v plug-in



HEAVY-DUTY DOOR HOLD BACKS



L.E.D. Long-Life Headlights

EXTERIOR OPTIONS



THINK OUTSIDE THE BOX TRUCK

- DOCK HEIGHT FLOORS
- PALET LOADABLE
- MASSIVE PAYLOAD
- DURABLE & DEPENDABLE



VERSATILITY BUILT-IN THE WALK-IN

Morgan Olson's advanced engineering resources provide delivery solutions inside and outside the box truck. You can begin to understand why the walk-in van platform is the most customizable delivery truck platform on the market.

DESIGN YOUR OWN TRUCK ONLINE
WWW.MORGANOLSON.COM

NEED A FREE CONSULTATION?
CALL 1(800)321-3758



Pre-Drilled Panels

-OEM Precision Replacement Parts

QUALITY ASSURANCE

Morgan Olson's State-of-the-Art ONSRUD machines produce precision pre-drilled panels.

In the event you find yourself needing replacement parts, these precision drilled panels provide quick and easy replacement parts and another Morgan Olson Advantage.



OUR INDUSTRY STANDARD

is higher than others. Precision pre-drilled panels are another example how Morgan Olson's quality & forward thinking is helping your long-term, better interests.

Our pre-drilled panels simplify repairs. Your panel arrives, put it in place and the holes align perfectly... every time!

Our competitors send you a piece of aluminum...

Morgan Olson Walk-In Vans are designed better from the beginning.



Drip Rails Come Standard

Morgan Olson Customers Enjoy On-Time Quality



WE VALUE THE DETAILS

Morgan Olson's Legacy of Quality was forged by years of experience.

We're committed to building the best quality Walk-In Van possible. Period. On time -Everytime.





1801 South Nottawa Street
Sturgis Michigan 49091
1(800)321-3758

WWW.MORGANOLSON.COM

Email: sales@morganolson.com

THE OFFICIAL WALK-IN VAN
of the NATIONAL WALK-IN VAN DRIVING CHAMPIONSHIPS



Customer Service Contacts:

New Van Sales 1(800) 448-1147
OEM Service Parts 1(800) 233-4823
Warranty 1(800) 262-3437