



Always Delivering

**MORGAN  
NOLSON**  
HOME OF THE WALK-IN STEPVAN



E350/E450

# THE ROUTE STAR Walk-In Step Van



Full Translucent Roof



Twin Skylight Roof



Center Skylight Roof

## STANDARD FEATURES

- Durable, long-lasting, all-aluminum body
- Extruded aluminum floor with 10" wheel boxes
- Lift-up aluminum hood
- LED clearance and marker lights
- Interior sliding cab doors
- Sliding sash windows on R/L doors
- High-back cloth driver seat with lumbar support
- 48,000 BTU heater/defroster with recirculation function
- 8" deep steel bumper with diamond plate surface
- Exterior dual head mirrors
- Cab and (1) cargo dome light with switch on dash
- Incandescent lights recessed in kick plate
- Halogen headlights
- Mud flaps
- Twin 19" rear swing doors
- Solid aluminum roof
- Body undercoating
- Single stage exterior white paint

## AVAILABLE OPTIONS

- Cab Air Conditioning
- AM/FM radio
- Safe-Driver Cockpit Console with touch screen & backup camera
- Aluminum bulkhead with Center sliding door
- Door-less driver
- 12v power source on dash
- Jump Seat (removable or bulkhead mounted)
- Additional passenger seat options
- Power and manual roof vents
- Additional Cab and Cargo dome lights
- Exterior LED stop, turn and back-up lights
- E track on cargo area walls
- Safety Tread for cargo, cab and steps
- Acoustical Floor Matting
- Sound deadening carpet
- Various rear bumpers styles & choices
- Patented Springback front bumper
- Ramps & Liftgates
- 360° Camera system
- Rear Sonar safety system

## VOCATIONS WE SERVE

- Delivery Companies
- Baking & Snack Food
- Textile Rental / Laundry Services
- Public Utilities & Municipalities
- Newspaper Companies
- Contractors & Plumbers
- Schools & Universities
- Ice Cream & Food Trucks
- Police & Fire Departments
- Soft Water Conditioning
- Exterminators
- Parts / Tool Suppliers
- Vending & Coffee Services
- Nurseries & Landscaping
- Catering and many more!




Safety Tread & Safety Entrance Handrail with 3-tier bookcase style shelving



Safety non-slip floor with Twin Uniform Hangers and convenient 4-tier storage shelves  
ML003, Rev 22A



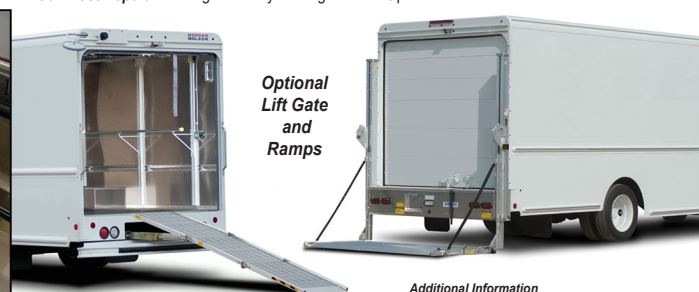
Folding Aluminum Shelves with Adjustable Stiffeners



Storage Bins with E-Track

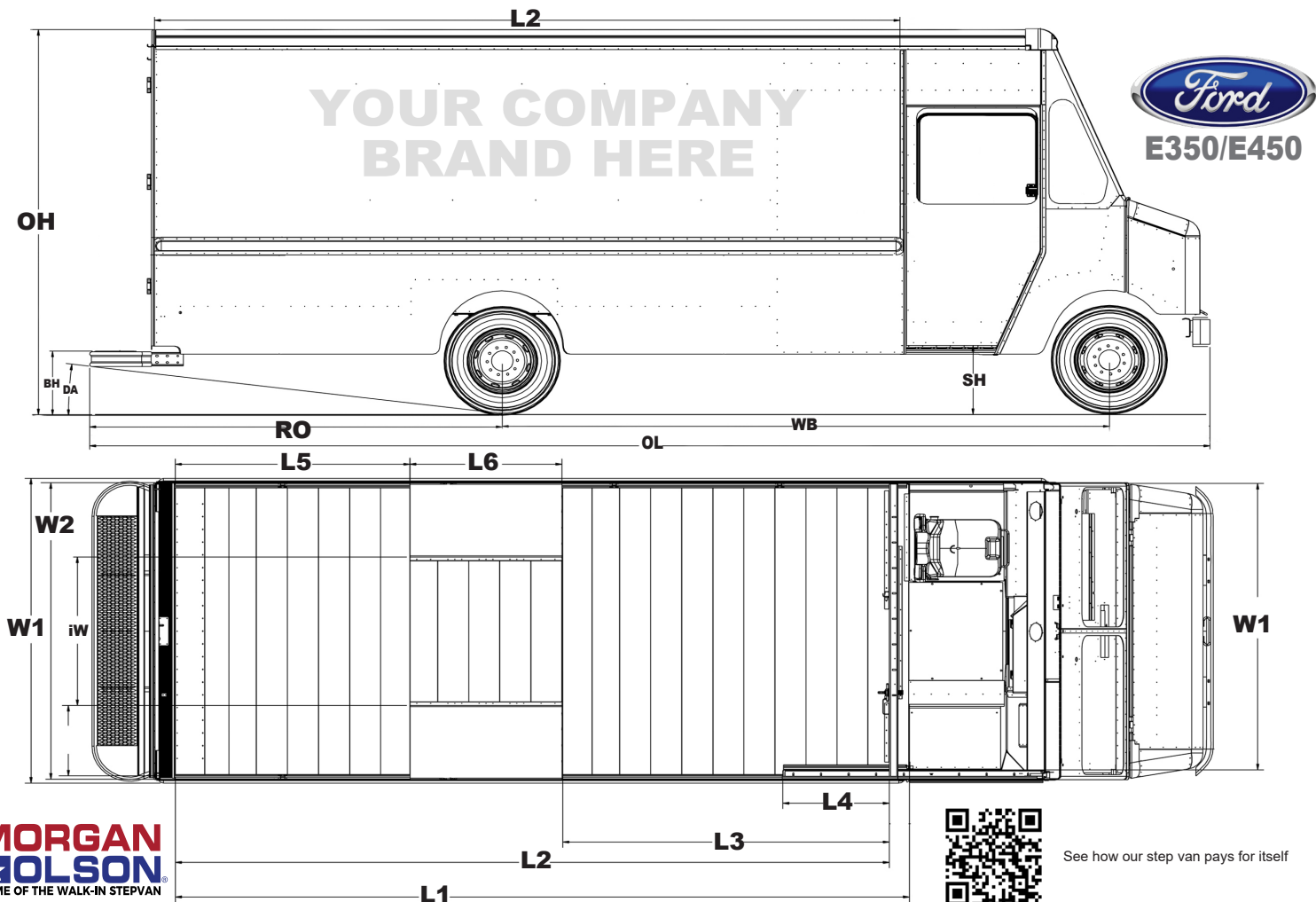


Our Most Popular Package Delivery Folding Shelves Option



Optional  
Lift Gate  
and  
Ramps

Additional Information  
[WWW.MORGANOLSON.COM](http://WWW.MORGANOLSON.COM)



### The Ford E350-E450 / Morgan Olson Route Star Walk-In Step Van Chassis / Body Specs

Chassis		E350 (GVWR CHOICES : 11,500 lbs. or 12,500 lbs.)			E450 (GVWR CHOICES : 14,000 lbs. or 14,500 lbs.)			
Wheelbase	WB	138"		158"		176"		
Body Length		10' 4"	11' 4"	13'	14' 4"	15'	16'	17' 4"
Cargo Capacity (cubic ft.)*		405	455	640	654	783	838	911
Overall Length**	OL	20' 1"	21' 1"	22' 9"	24' 1"	24' 9"	25' 9"	27' 1"
Overall Cargo Length	L1	10' 9"	11' 9"	13' 5"	14' 9"	15' 5"	16' 5"	17' 9"
Cargo Length (behind bulkhead)	L2	123"	135"	155"	171"	179"	191"	207"
Bulkhead to Wheelbox Length	L3	56.75"	56.75"	76.75"	76.75"	94.75"	94.75"	94.75"
Bulkhead to rear of Door Pocket	L4	31"	31"	31"	31"	31"	31"	31"
Back of Wheelbox to Rear of Floor	L5	22.25"	34.25"	34.25"	50.25"	40.25"	52.25"	68.25"
Wheelbox Length	L6	44"	44"	44"	44"	44"	44"	44"
Overall Width	W1	89" or 95"						
Interior Width	W2	86" or 93" with 47" aisle width (iW)						
Overall Height**	OH	E350 (138" WB) 106"-110" (73" interior) E350 & E450 (158"/176"WB) 114"-117" (81" interior height) / 118"-122" (85" interior height)						
Departure Angle (w/ 12" grated bumper)	DA	15.25°	13.25°	13.25°	11.25°	13.00°	11°	9.5°
Rear Overhang (w/ 12" grated bumper)	RO	73"	85"	85"	101"	91"	103"	119"
Rear Bumper Height	BH	16-21"						
Side Step Height	SH	15-18"						

\* Usable Cargo Area reflects adjustment for wheelbox and door pocket space \*\* Dimensions may vary with additional chassis & body options and/or from model year to model year